

# HAMILTON'S RUBBISH AND RECYCLING SERVICE

YOUR HANDY HOW-TO GUIDE



To download this booklet in Te Reo Maaori, हिंदी,  
繁體中文 and 简体中文 visit [fightthelandfill.co.nz](http://fightthelandfill.co.nz)

**FIGHT THE  
LANDFILL.CO.NZ**  
PATUA TE RUAPARA



**Hamilton  
City Council**  
Te kaunihera o Kirikiriroa



## RUBBISH BIN / RUAPARA

Wheelie bin with red lid. Collected fortnightly with the food scraps bin.



PLACE ANYTHING THAT  
**CANNOT BE REUSED**  
OR RECYCLED IN THIS BIN.



**NO**

\*For more info about  
how to dispose of  
these, please visit  
**[fightthelandfill.co.nz](http://fightthelandfill.co.nz)**



Medical  
waste



Lithium  
batteries



Hazardous  
materials



Hot ashes  
or liquids

## LET'S HELP THE ENVIRONMENT!

You don't need to use bin liners in your wheelie bins.  
Save the waste and cost of plastic liners by  
going completely bag-free.



## MIXED RECYCLING BIN / HANGARUA

Wheelie bin with yellow lid.  
Collected fortnightly with the glass  
recycling crate and food scraps bin.

**REMINDER:**  
PUT RINSED  
RECYCLABLE  
ITEMS STRAIGHT  
INTO THIS  
BIN.



**YES**



Plastic  
containers 1 to 7



Paper and  
cardboard



Tins and  
cans



Glass



Batteries



Lids



**NO**



Drink cartons



Polystyrene



Plastic bags,  
cling film and  
soft plastics

### REMINDER:


Excess recycling can be taken to the Resource Recovery Centre  
for free at 60 Lincoln St, Frankton.



## FOOD SCRAPS BIN / PARA KAI

23-litre green bin.  
Collected weekly.

**REMINDER:  
LOCK THIS  
BIN TO  
KEEP THE  
ANIMALS  
AWAY.**



**YES**

**REMINDER:  
YOU CAN  
LINE THIS  
BIN WITH  
BROWN PAPER  
'BAGS' OR  
NEWSPAPER.**



Fruit and  
vegetables



Bread,  
dairy and  
cooked  
food



Meat and  
fish bones



Egg  
shells and  
seafood  
shells



Teabags  
and coffee  
grounds



Vacuum  
cleaner  
dust



Indoor cut  
flowers



Kitchen  
paper  
towels



**NO**



Compostable  
packaging or  
plastic bags



Cling film  
and bin  
liners



Garden  
waste



Liquids



## GLASS RECYCLING CRATE / KARAEHE

Blue open-top crate. Collected fortnightly with the mixed recycling bin and the food scraps bin.

ONE GLASS RECYCLING  
CRATE PER HOUSEHOLD

1X



**YES**

**REMINDER:**  
RINSE OUT  
ITEMS AND  
TAKE LIDS  
OFF.



**NO**



Glass bottles



Glass jars



Tableware



Broken  
glass



Light  
bulbs



Mirrors or  
window  
glass

\*Please wrap these items securely and put them in the red rubbish bin.

### REMINDER: THINK BEFORE YOU THROW

When the wrong items are put in the wrong bin, they contaminate the recycling and can mean the whole truckload ends up going to landfill. This is something we really want to avoid.



## WHEN TO PUT YOUR BINS OUT

You'll never have to put all four bins out at once.

**RED  
WEEK**  
(RUBBISH  
WEEK)



**YELLOW  
WEEK**  
(RECYCLING  
WEEK)




Make sure the bins are out on the kerbside by 7am on your collection day. Bins shouldn't be out before 5pm the night before and need to be brought back inside your property no later than 7am the day after collection.

## HOW TO PUT YOUR BINS OUT



Please keep lids closed and don't overfill your bins. The bins should be placed as close as possible to the kerb with enough room between each bin so the trucks can pick them up: The **fightthelandfill.co.nz** logo should be facing the road/kerb.

## FLATS, SHARED DRIVEWAYS AND CUL-DE-SACS



If you can't fit the bins directly outside your property, please work with your neighbours to find a safe and appropriate location to place your bins. This may mean some residents have neighbours' bins outside their property on collection day.



## DO YOU NEED ASSISTANCE WITH THE BINS?

We can help you if you can't take your recycling and rubbish to the kerb for collection due to a disability or medical reason, and you have no one to put it out for you. Please call us on **07 838 6699** or email **info@hcc.govt.nz** to request an application form.




## KEEPING OUR STREETS ACCESSIBLE

Let's all work together to make sure bins aren't blocking paths or driveways - we want all our residents to easily get around.



## BINS NOT COLLECTED?

We have a bin inspector randomly checking recycling bins each week to see if the correct items are in each bin. They'll leave a tag on your bin to help you become a recycling champion.

-  A green tag means everything in your bin was recyclable - well done!
-  An orange tag means there were some non-recyclable items in your bin. Your bin was still collected, but please double-check what goes where.
-  A red tag means there were lots of non-recyclable items in your bin, so it wasn't collected. Remove non-recyclable items and place the bin out again on the next collection day for that bin.

## GOT IT RIGHT, BUT YOUR BINS WEREN'T COLLECTED?

If everything was correct and your bin or crate was not emptied, visit **fightthelandfill.co.nz**, call **07 838 6699** or email **info@hcc.govt.nz** to report a missed collection.



# NEED COLLECTION DAY REMINDERS?



Download the free mobile  
app Antenna for collection  
day notifications.



## FOR MORE INFO ABOUT THE SERVICE



07 838 6699



[info@hcc.govt.nz](mailto:info@hcc.govt.nz)



[fightthelandfill.co.nz](http://fightthelandfill.co.nz)



**Hamilton  
City Council**  
Te kaunihera o Kirikiriroa